



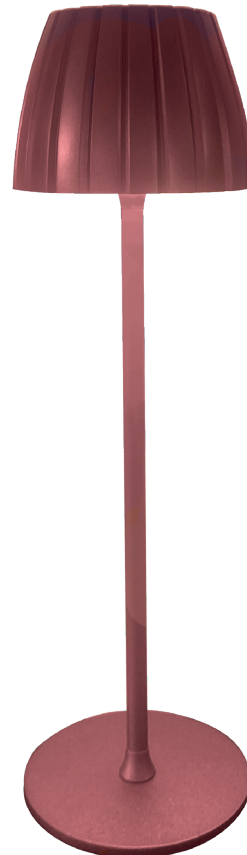
Meaningful Innovation.

WEEE Number: 80133970

INSTRUCTION MANUAL LED TABLE LAMP

TECHNICAL DATA


MODEL	VT-7967
SKU	23354, 23355, 23356
WATTS	2.7 W
LUMENS	110 lm
BEAM ANGLE	180°
MATERIAL	Iron
ADAPTER OUTPUT	DC 5V, 2A
BATTERY	1800mAh
CHARGING TIME	4-5 Hours
WORKING TIME	3-4 Hours
TOUCH DIMMING LEVEL	10-100%
CABLE LENGTH	0.8M
IP RATING	IP20
DIMENSION	Ø105x340 mm



02 YEAR
WARRANTY*

INTRODUCTION & WARRANTY

Thank you for selecting and buying V-TAC product. V-TAC will serve you the best. Please read these instructions carefully before starting the installation and keep this manual handy for future reference. If you have any another query, please contact our dealer or local vendor from whom you have purchased the product. They are trained and ready to serve you at the best. The warranty is valid for 2 years from the date of purchase. The warranty does not apply to damage caused by incorrect installation or abnormal wear and tear. The company gives no warranty against damage to any surface due to incorrect removal and installation of the product. The products are suitable for 10-12 Hours Daily operation. Usage of product for 24 Hours a day would void the warranty. This product is warranted for manufacturing defects only.



MULTI-LANGUAGE MANUAL QR CODE

Please scan the QR code to access the manual in multiple languages.



FR

Cet appareil,
ses accessoires
et cordons
se recyclent

À DÉPOSER
EN MAGASIN



À DÉPOSER
EN DÉCHÈTERIE




OU

Points de collecte sur www.quefairedemesdechets.fr
Privilégiez la réparation ou le don de votre appareil !

In case of any query/issue with the product, please reach out to us at: support@v-tac.eu
For More products range, inquiry please contact our distributor or nearest dealers.
V-TAC EUROPE LTD. Bulgaria, Plovdiv 4000, bul.L.Karavelow 9B

WARNING

1. Please make sure to turn off the power before starting the installation.
2. The light source of this luminaire is not replaceable; when the light source reaches its end of life the whole luminaire shall be replaced.
3. For Indoor Use only




This marking indicates that this product should not be disposed of with other household wastes.



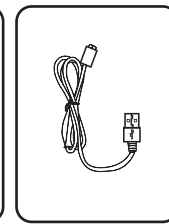
Caution, Risk of electric shock

OPERATION CAUTIONS

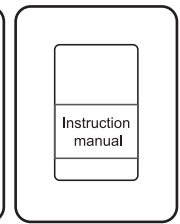
1. Please do not put the lamp on the high-temperature surfaces, and do not use it in flammable or humid environment, to avoid the breakdown, short circuit etc.
2. The adapter must be under the specialized range.
3. Please ensure to place the lamp on a steady base only.



Rechargeable
Table Lamp(1Pc)



Type-C
Cable (1Pc)



Instruction
Manual (1Pc)

OPERATION GUIDE

1. Tap on the button at the top of lamp to switch on/off the lamp
2. For the color temperature, press once for warm light, press twice for white light, press three times for neutral light.
3. For Dimming function - Make sure the light is ON, tap on the touch button and hold for the light to increase the brightness. When turning on the lamp next time, the light brightness level will be the same as the last setting.

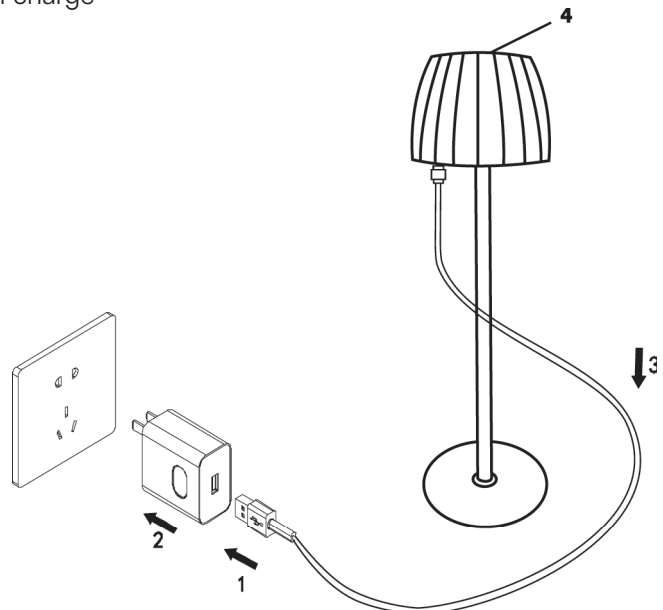
COLOR LED INDICATOR

RED COLOR INDICATOR : Charging is in progress.

GREEN COLOR INDICATOR : The battery is full charge

MAINTAENANCE

1. Please clean the lamp once in every two months to keep it smooth and bright.
2. Use cleaning cloth and water to clean the dust.
3. For filthy marks, please use cleaning cloth and soapsuds.
4. Please do not clean the lamp by high-volatility and high-corrosive liquid which can lead to discoloring or damaging the lamp.



RoHS



UK
CA

