

VT-1.2-12

SKU 23449

12V1.3Ah(20hr)



Specification

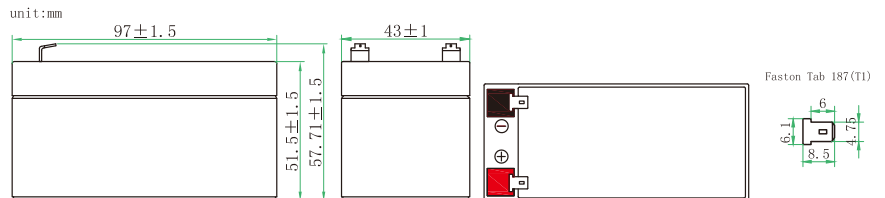
Nominal Voltage	12V
Nominal Capacity	1.3Ah
Design life	5 years
Terminal	T1
Approx. Weight	Approx. 0.54kg(1.19lbs)
Container Material	ABS
Rated Capacity	1.3AH 20Hour Rate (0.065 A to 10.8V)
	1.0 AH 10Hour Rate (0.1A to 10.8V)
	0.5 AH 3Hour Rate (0.166A to 10.5V)
Internal resistance	Full charged at 25°C: 16Ohm
Max. Discharge Current	18A (5S)
Operating Temperature	Discharge: -15 ~50°C (5~ 122 °F)
	Charge: 0~40°C (32~104 °F)
	Storage: -15~40°C (5~104 °F)
Charge Voltage(25 °C)	Max. charge Current: 0.39A
	Cycle use: 14.4-15.0V(-30mV/ °C)
	Float use : 13.5-13.8V(-20mV/ °C)
Self discharge	3% of capacity declined per month at 20°C

Application

- > General purpose
- > Uninterruptable Power Supply
- > Electric Power System (EPS) Emergency
- > Backup power supply
- > Auto control system
- > Emergency light
- > Railway signal
- > Aircraft signal
- > Alarm and security system Electronic
- > Medical equipments



Unit: mm Dimension: 97(L)x43(W)x51.5(H)x57.5(TH)



Constant Current Discharge (Amperes) at 25 °C (77°F)

F.V/Time	5min	10min	15min	20min	30min	45min	1h	1.5h	2h	3h	4h	5h	6h	8h	10h	20h
1.85V/cell	4.01	2.42	1.86	1.54	1.14	0.835	0.731	0.534	0.418	0.301	0.240	0.204	0.175	0.138	0.112	0.059
1.80V/cell	4.23	2.52	1.92	1.59	1.17	0.853	0.746	0.543	0.426	0.306	0.243	0.207	0.177	0.139	0.101	0.065
1.75V/cell	4.43	2.62	1.99	1.63	1.20	0.872	0.760	0.553	0.432	0.311	0.246	0.209	0.179	0.141	0.115	0.060
1.70V/cell	4.58	2.69	2.04	1.67	1.22	0.886	0.771	0.560	0.437	0.314	0.249	0.211	0.181	0.142	0.115	0.061
1.67V/cell	4.86	2.80	2.11	1.72	1.25	0.908	0.789	0.572	0.446	0.319	0.253	0.215	0.183	0.144	0.117	0.062

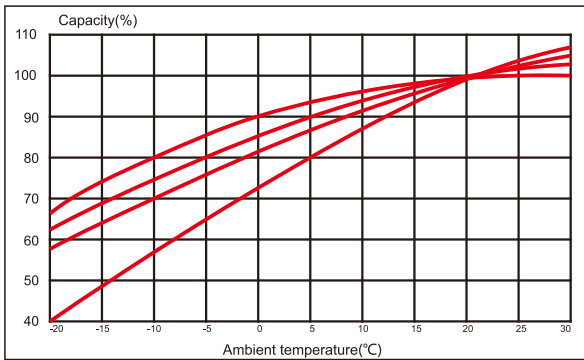
Constant Power Discharge (Watts/cell) at 25°C (77°F)

F.V/Time	5min	10min	15min	20min	30min	45min	1h	1.5h	2h	3h	4h	5h	6h	8h	10h	20h
1.85V/cell	7.52	4.57	3.55	2.96	2.19	1.61	1.42	1.04	0.817	0.591	0.471	0.402	0.345	0.273	0.223	0.119
1.80V/cell	7.84	4.72	3.64	3.02	2.23	1.64	1.44	1.05	0.830	0.599	0.477	0.407	0.349	0.275	0.225	0.120
1.75V/cell	8.13	4.87	3.74	3.09	2.28	1.67	1.46	1.07	0.840	0.607	0.483	0.412	0.353	0.278	0.227	0.121
1.70V/cell	8.34	4.98	3.82	3.15	2.32	1.70	1.48	1.08	0.848	0.612	0.487	0.415	0.356	0.280	0.229	0.122
1.67V/cell	8.68	5.13	3.92	3.23	2.37	1.73	1.51	1.10	0.862	0.621	0.494	0.420	0.360	0.284	0.232	0.123

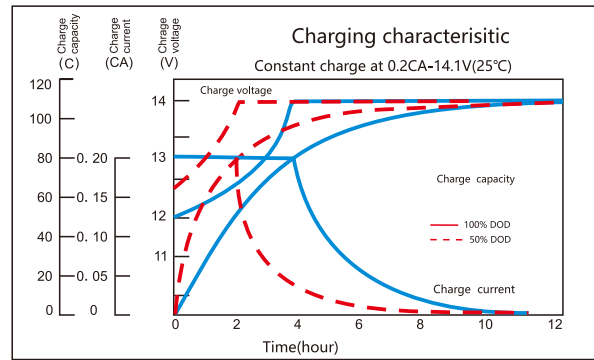
12V1.3Ah(20hr)

Model Performance Diagrams

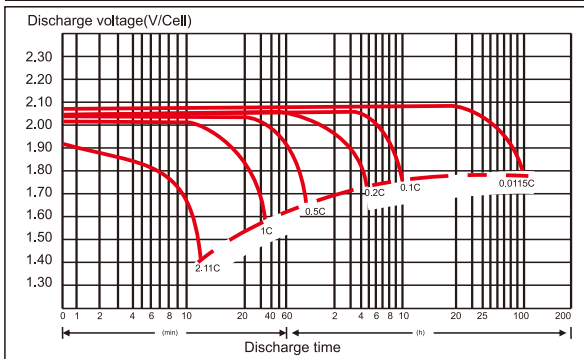
Curves of discharge capacity and ambient temperature



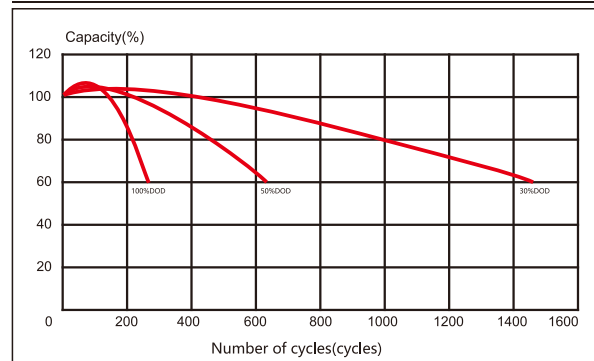
Curves of charging characteristics



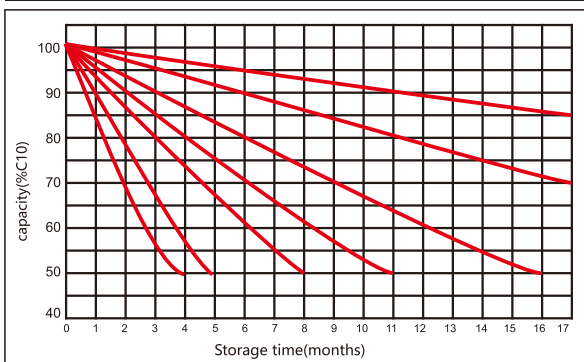
Discharge characteristics at different discharge rate(20°C)



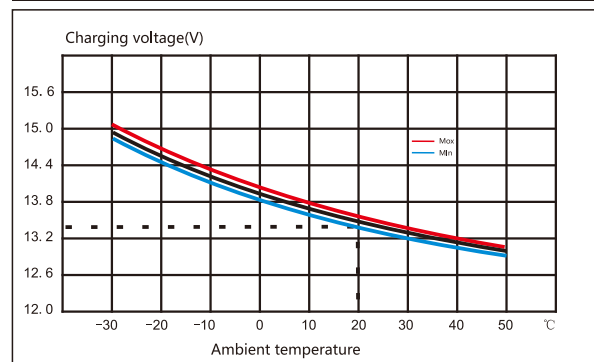
Curves of cycle life



Curves of self-discharge and storage time



Curves of float voltage and ambient temperature



Application type	Charge Voltage(V)			Max charge current (A)
	Temp (°C)	Set point	Temperature compensation	
Cycle use	25	14.4	-5mV/°C/cell	0.25C
Float use	25	13.65	-3mV/°C/cell	

The relationship between discharge current and voltage				
Discharge rate	1hr	3hr	8hr	10hr
End voltage (V)	10.5	10.8	10.8	10.8
Discharge current (A)	0.55C	0.25C	0.12C	0.1C

